

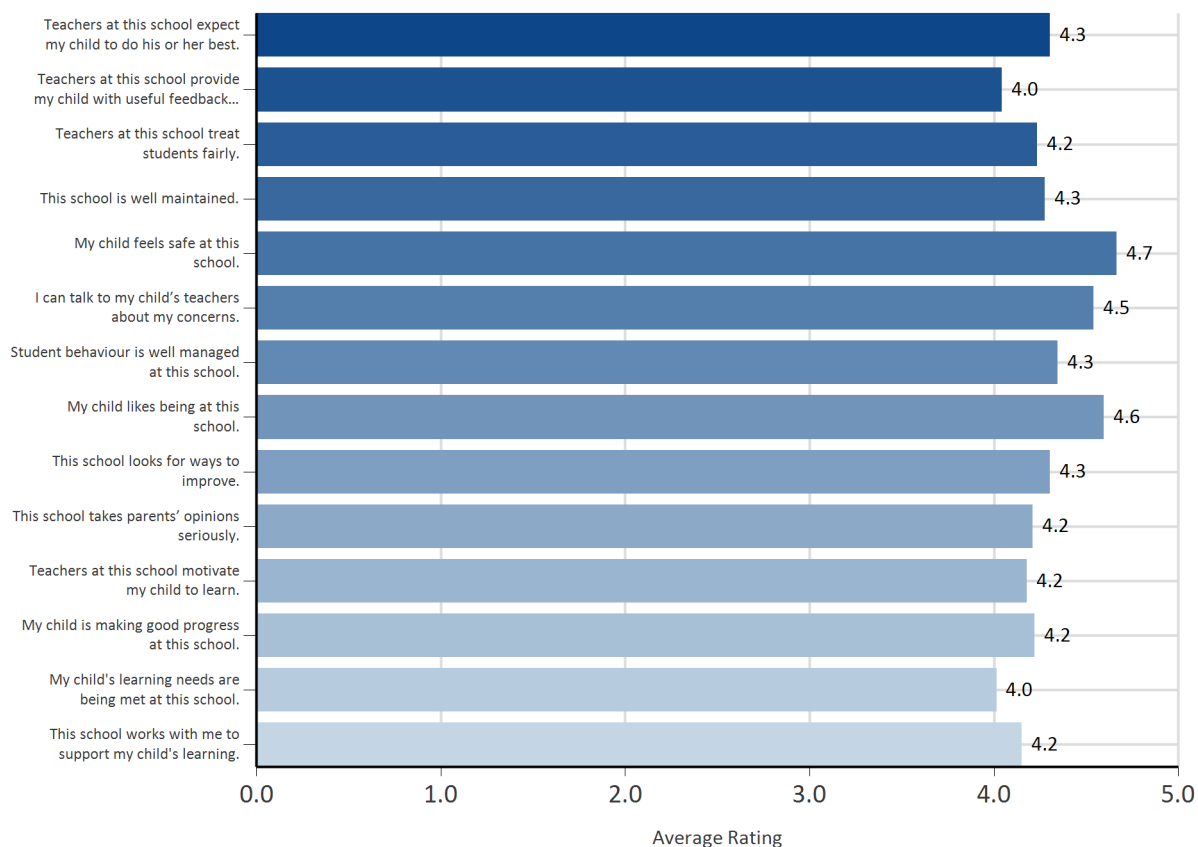
School Survey

Overview

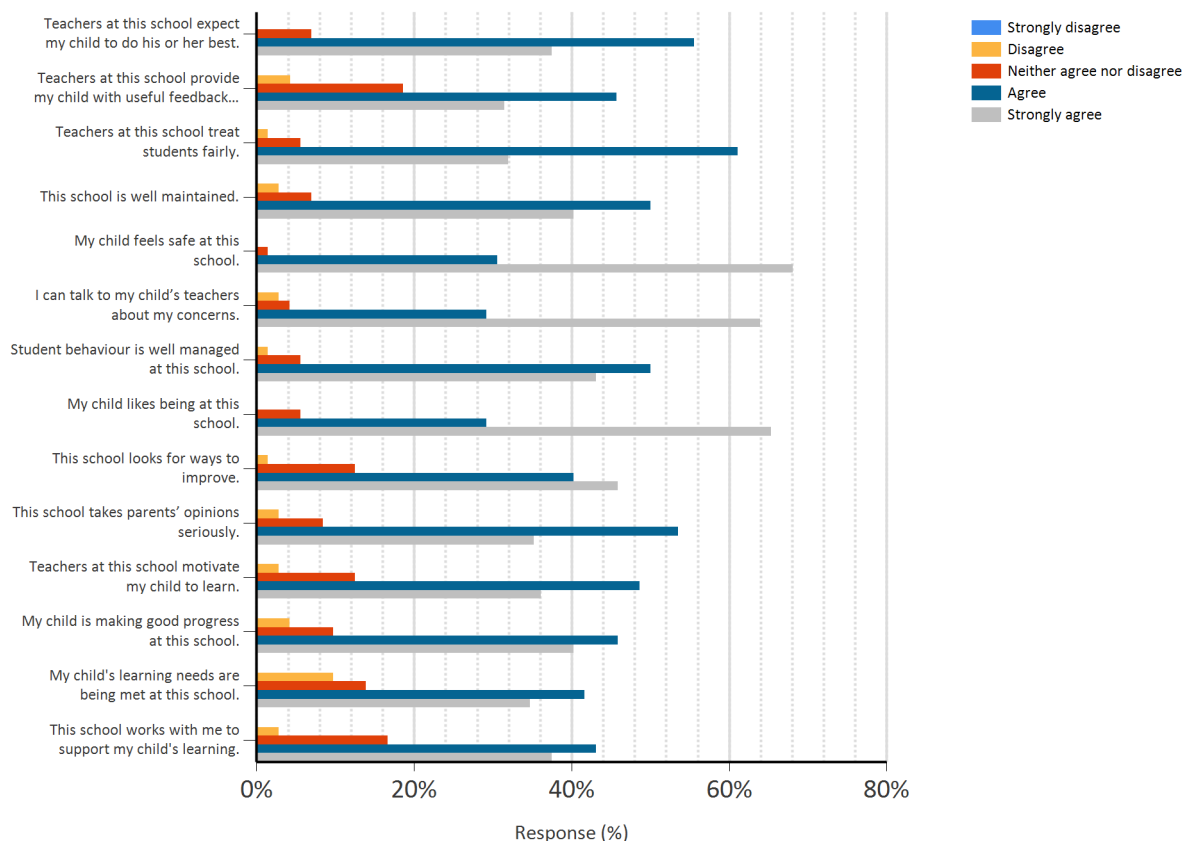
Survey title	Goollelal Primary School Parent Survey 2014
Report title	Distribution - single
Organisation name	Goollelal Primary School
Generation time & date	1:08PM - 11 Aug 2014
Generated by	Greg Clarke
Distribution name	Goollelal Primary School Parent Survey 2014
School year	2014
Num of online responses	72
Num of manual responses	0

1 . Please rate the items below

Rating	Score
Strongly agree	5
Agree	4
Neither agree nor disagree	3
Disagree	2
Strongly disagree	1



Goollelal Primary School Parent Survey 2014



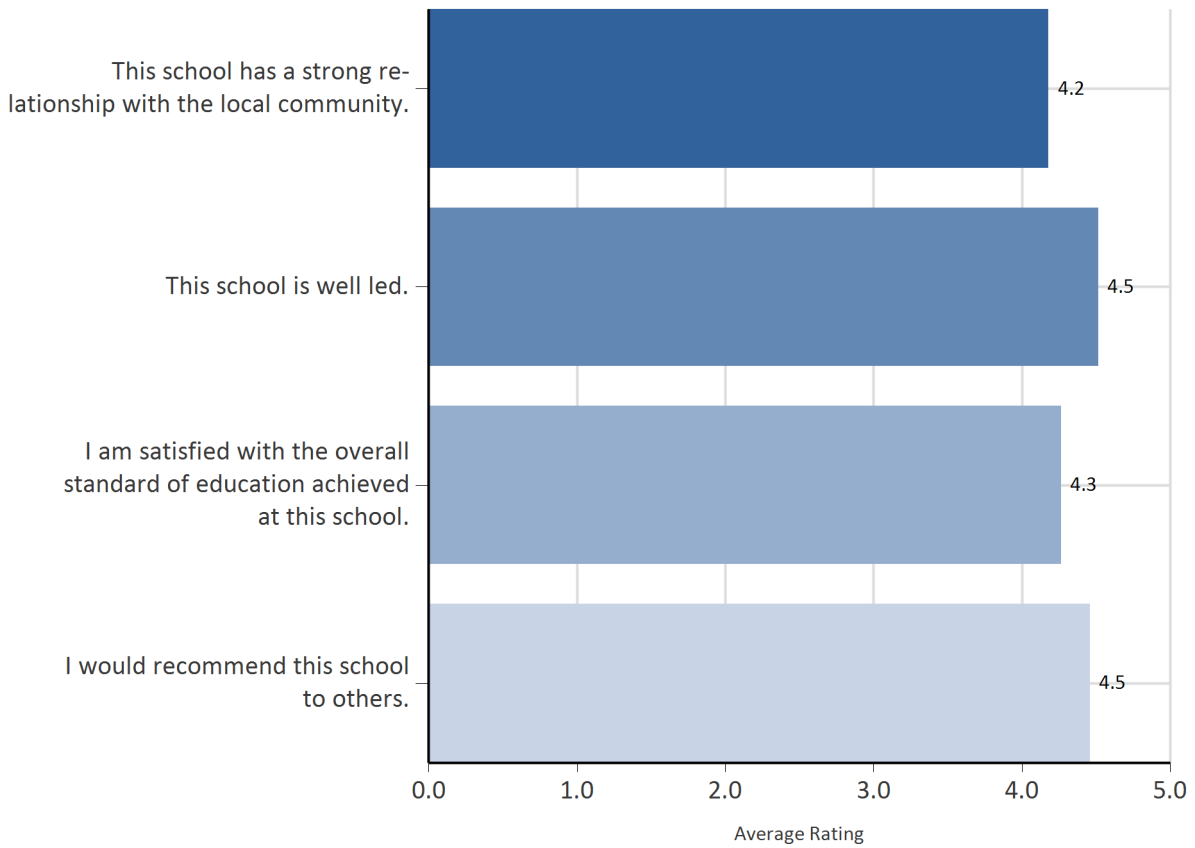
	Strongly disagree		Disagree		Neither agree nor disagree		Agree		Strongly agree	
	Num	%	Num	%	Num	%	Num	%	Num	%
Teachers at this school expect my child to do his or her best.	-	-	-	-	5	7%	40	56%	27	38%
Teachers at this school provide my child with useful feedback about his or her school work.	-	-	3	4%	13	19%	32	46%	22	31%
Teachers at this school treat students fairly.	-	-	1	1%	4	6%	44	61%	23	32%
This school is well maintained.	-	-	2	3%	5	7%	36	50%	29	40%
My child feels safe at this school.	-	-	-	-	1	1%	22	31%	49	68%
I can talk to my child's teachers about my concerns.	-	-	2	3%	3	4%	21	29%	46	64%
Student behaviour is well managed at this school.	-	-	1	1%	4	6%	36	50%	31	43%
My child likes being at this school.	-	-	-	-	4	6%	21	29%	47	65%
This school looks for ways to improve.	-	-	1	1%	9	13%	29	40%	33	46%
This school takes parents' opinions seriously.	-	-	2	3%	6	8%	38	54%	25	35%
Teachers at this school motivate my child to learn.	-	-	2	3%	9	13%	35	49%	26	36%

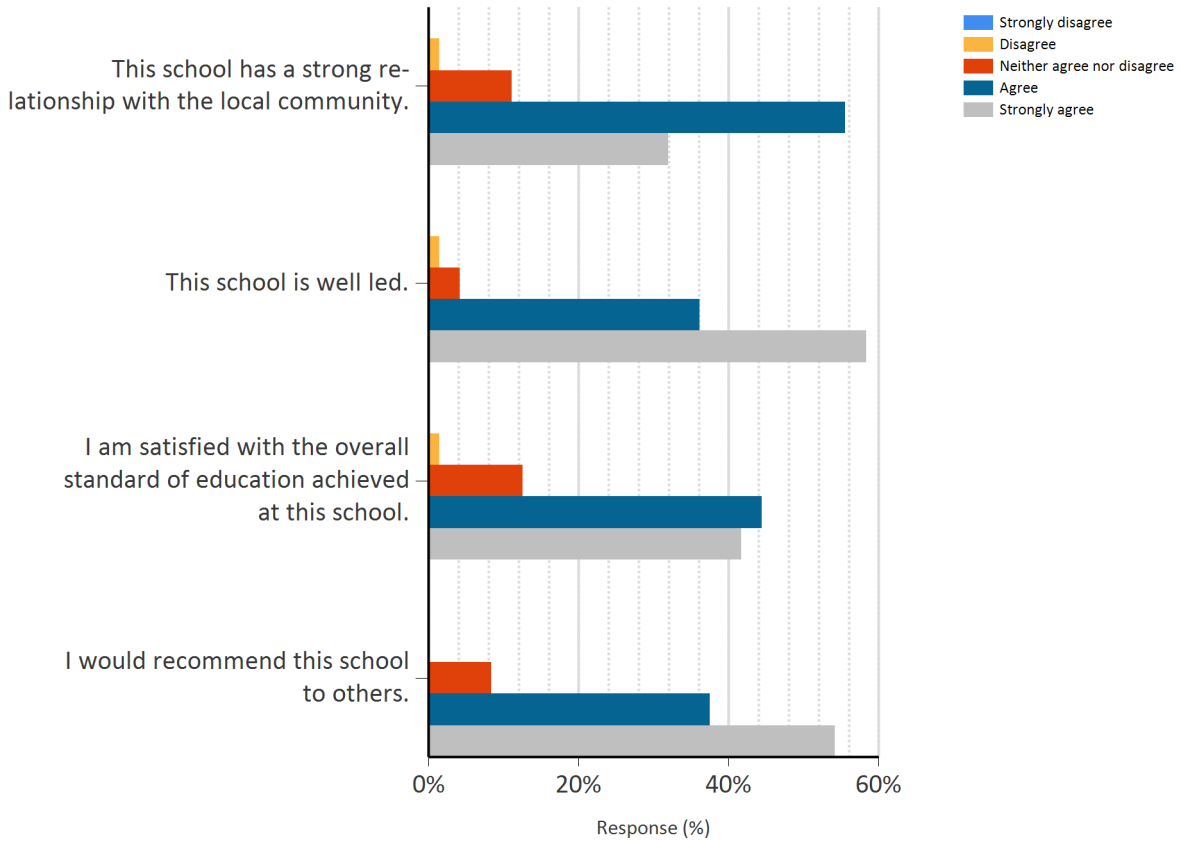
Goollelal Primary School Parent Survey 2014

My child is making good progress at this school.	-	-	3	4%	7	10%	33	46%	29	40%
My child's learning needs are being met at this school.	-	-	7	10%	10	14%	30	42%	25	35%
This school works with me to support my child's learning.	-	-	2	3%	12	17%	31	43%	27	38%

2 . Please rate the items below.

Rating	Score
Strongly agree	5
Agree	4
Neither agree nor disagree	3
Disagree	2
Strongly disagree	1

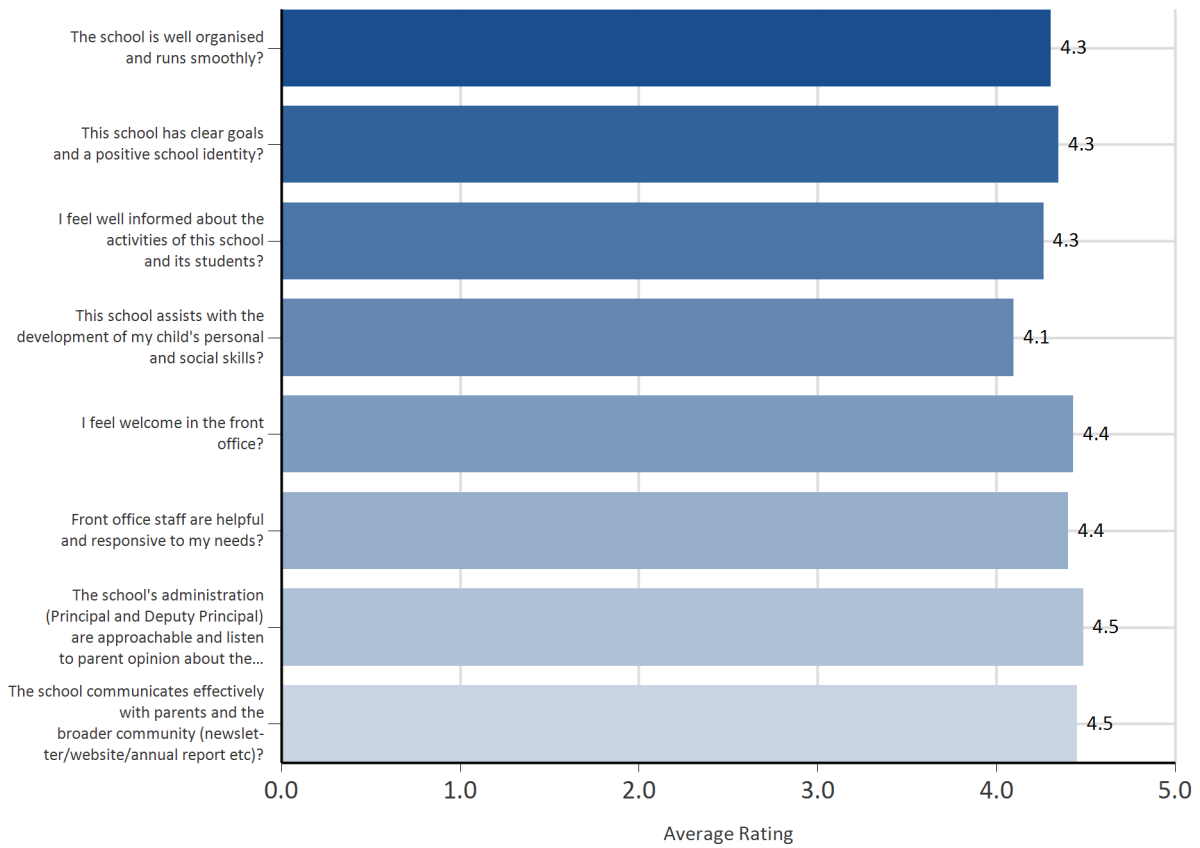


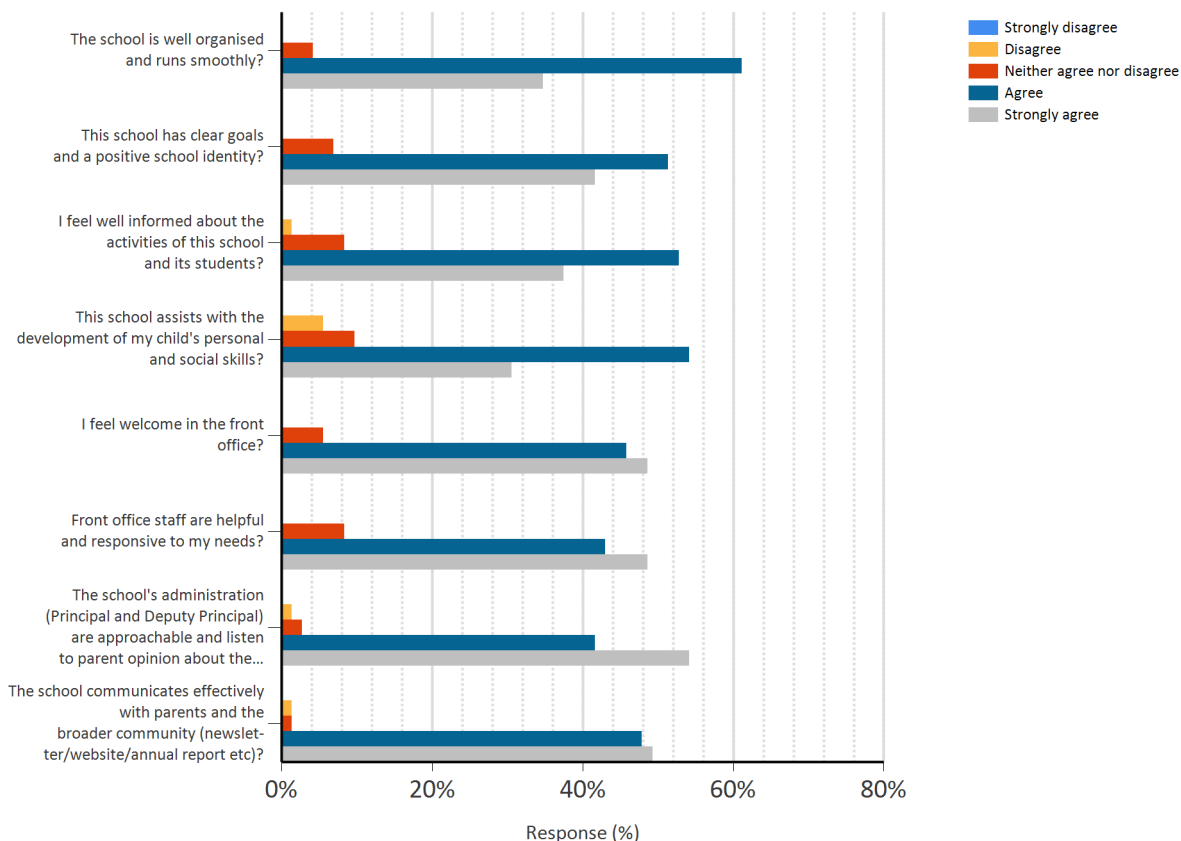


	Strongly disagree		Disagree		Neither agree nor disagree		Agree		Strongly agree	
	Num	%	Num	%	Num	%	Num	%	Num	%
This school has a strong relationship with the local community.	-	-	1	1%	8	11%	40	56%	23	32%
This school is well led.	-	-	1	1%	3	4%	26	36%	42	58%
I am satisfied with the overall standard of education achieved at this school.	-	-	1	1%	9	13%	32	44%	30	42%
I would recommend this school to others.	-	-	-	-	6	8%	27	38%	39	54%

3 . Please rate the items below.

Rating	Score
Strongly agree	5
Agree	4
Neither agree nor disagree	3
Disagree	2
Strongly disagree	1



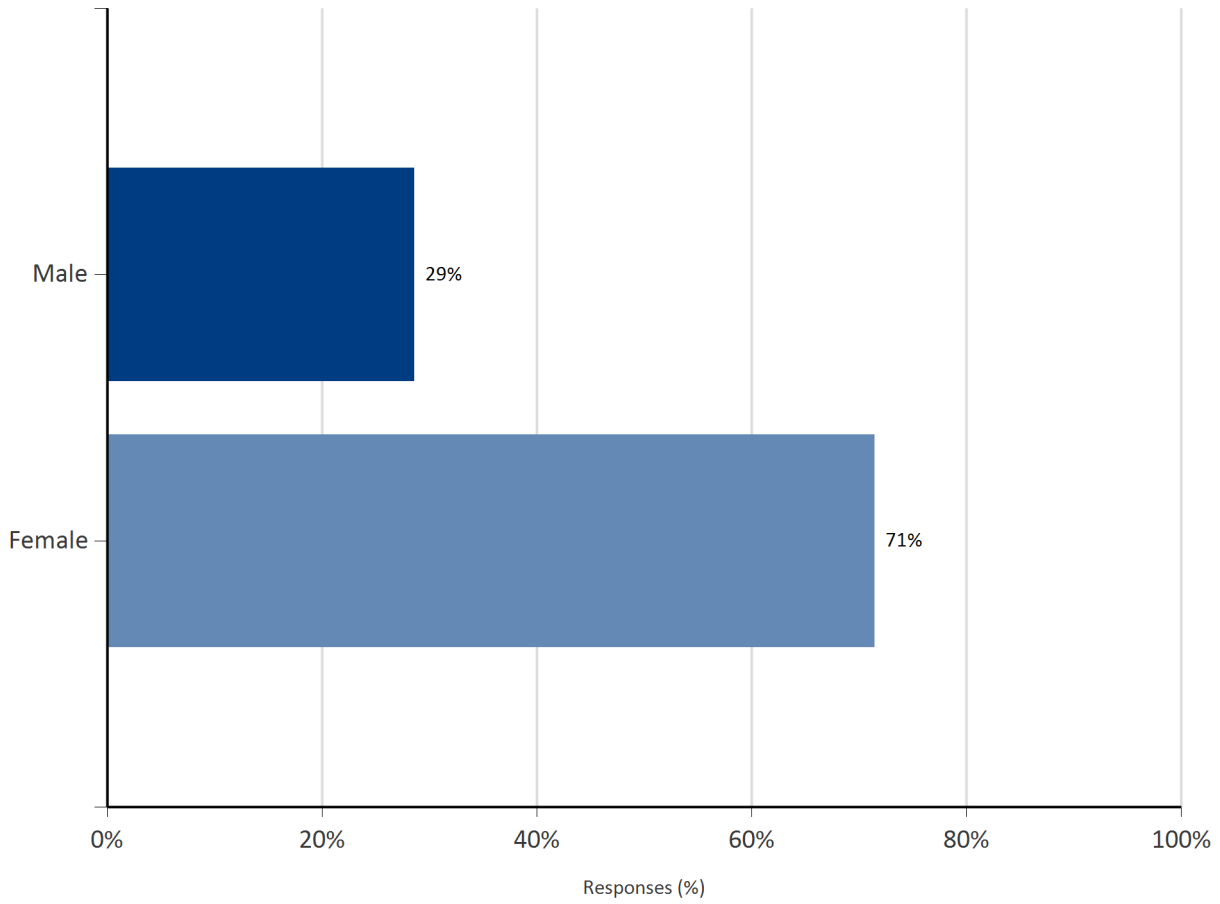


	Strongly disagree		Disagree		Neither agree nor disagree		Agree		Strongly agree	
	Num	%	Num	%	Num	%	Num	%	Num	%
The school is well organised and runs smoothly?	-	-	-	-	3	4%	44	61%	25	35%
This school has clear goals and a positive school identity?	-	-	-	-	5	7%	37	51%	30	42%
I feel well informed about the activities of this school and its students?	-	-	1	1%	6	8%	38	53%	27	38%
This school assists with the development of my child's personal and social skills?	-	-	4	6%	7	10%	39	54%	22	31%
I feel welcome in the front office?	-	-	-	-	4	6%	33	46%	35	49%
Front office staff are helpful and responsive to my needs?	-	-	-	-	6	8%	31	43%	35	49%
The school's administration (Principal and Deputy Principal) are approachable and listen to parent opinion about the school?	-	-	1	1%	2	3%	30	42%	39	54%

Goollelal Primary School Parent Survey 2014

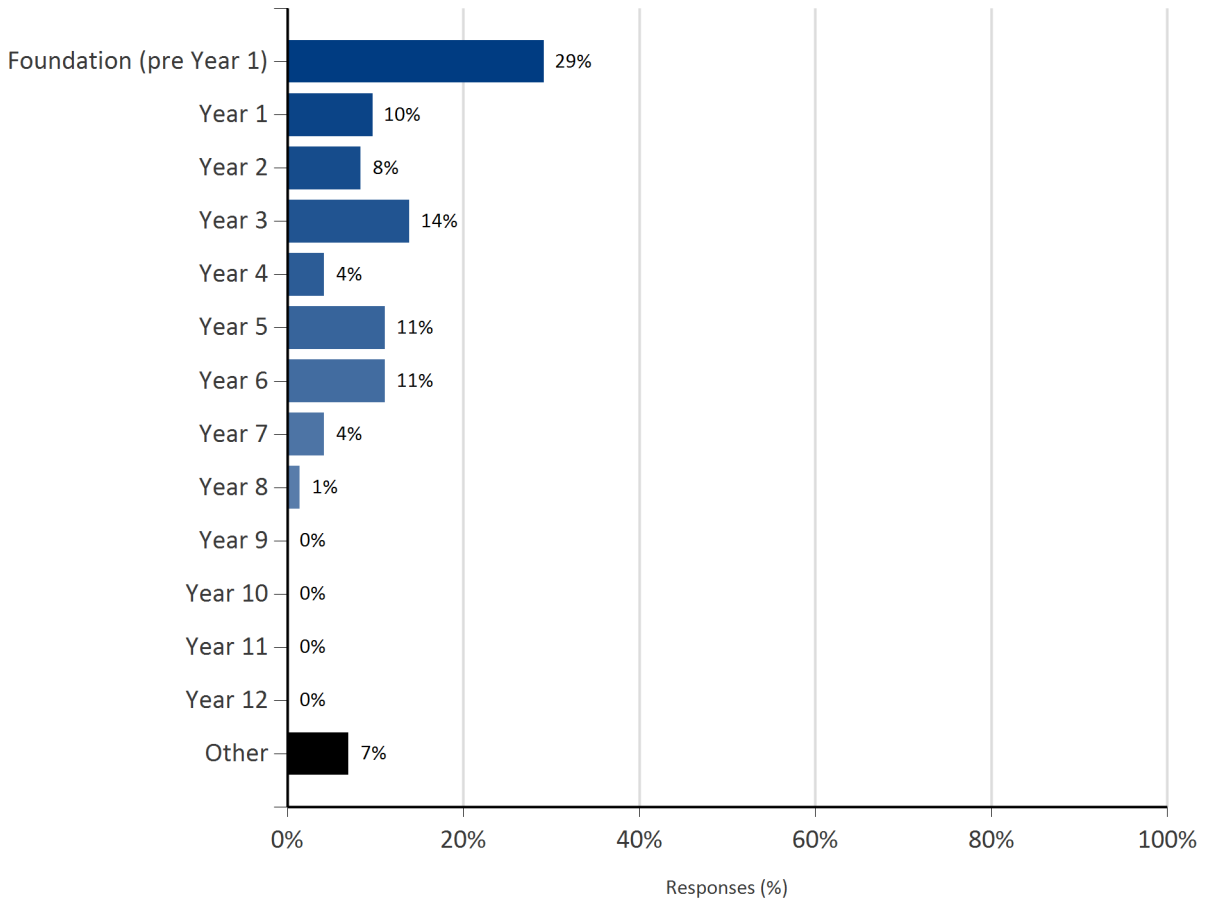
<p>The school communicates effectively with parents and the broader community (newsletter/website/annual report etc)?</p>	-	-	1	1%	1	1%	34	48%	35	49%
---	---	---	---	----	---	----	----	-----	----	-----

4 . Are you male or female?



	Male		Female	
	Num	%	Num	%
Number	20	29%	50	71%

5 . What is the Year level of the child you are considering when you answer this survey?



	Foundation (pre Year 1)		Year 1		Year 2		Year 3		Year 4		Year 5		Year 6	
	Num	%	Num	%	Num	%	Num	%	Num	%	Num	%	Num	%
Number	21	29%	7	10%	6	8%	10	14%	3	4%	8	11%	8	11%

	Year 7		Year 8		Year 9		Year 10		Year 11		Year 12		Other	
	Num	%	Num	%	Num	%	Num	%	Num	%	Num	%	Num	%
Number	3	4%	1	1%	-	-	-	-	-	-	-	-	5	7%